

Walsall Job Vacancy Insight Report

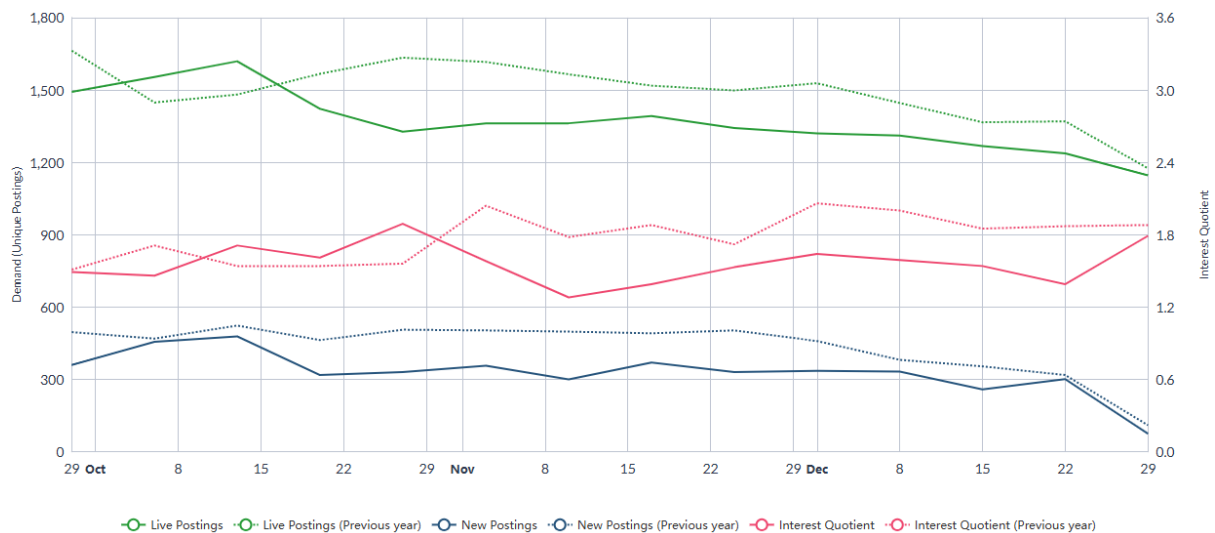
October 2024 to December 2024

Current Job Posting Trends¹

Walsall Overview

- Between October to December 2024 (inclusive), there were 5,891 unique job adverts for roles recorded in Walsall. This number of postings is average compared to all local authority districts. Over the past year, this has decreased by 20.2%, compared to a decrease of 20.8% across the UK.
- During this period, there were 4,260 new job postings. This number of postings is average compared to all local authority districts. Over the past year, this has decreased by 24.0%, compared to a decrease of 21.5% across the UK.

Demand and Interest Trend:



- Comparing the final week of the quarter with the same week at the start of the quarter, live postings adverts have decreased by 23.2%, whilst new job postings have decreased by 79.2% during this period. The downward trend over the quarter signals a cooling off of the labour market.
- More recent trends also show a decline in the labour market as live postings have decreased by 13.2% in the last 30 days of job posting activity, new postings have also decreased by 77.6%. The significant drop off towards the end of the quarter is likely due to the effects of seasonality, causing a slowdown in recruitment over the Christmas period. However, the quarterly trend shows a general downward trajectory of the labour market.
- By comparing interest quotient and demand, we can identify where there are mismatches in talent/supply and demand. Interest Quotient is ranked at a high of 1.6.

¹ Source: All data derived from the Adzuna Analyst Tool (January 2025)

Walsall Advertised Salary

- The advertised median salary for roles over this period in Walsall was £34,392 – up by 12.8% from the previous year and 0.4% less than the overall national median salary of £34,258.

Salary Trend:



Top Occupations

- The top posted occupations below account for 14.3% of all job postings in this quarter.
- Teaching assistants are the most in demand occupations, receiving the highest number of postings in the area.
- Social care workers are the most in demand vacancies from the employee perspective, receiving the highest interest in terms of clicks and applicants.
- Maintenance engineers have the highest location quotient, and drivers have the highest salary.

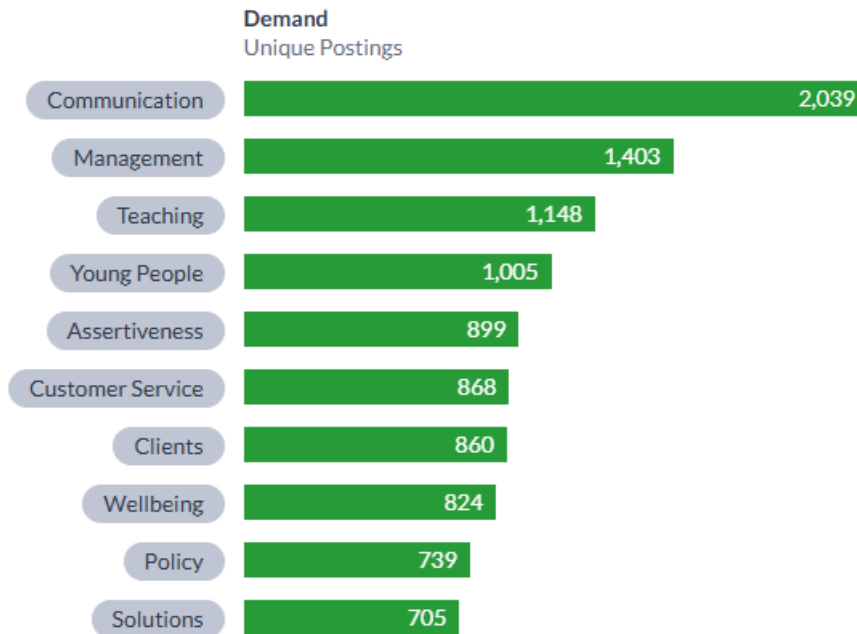
In-Demand Occupations:

Occupation	Median Salary	Unique Postings	Location Quotient	Interest Quotient
Teaching Assistant	£22,123	156	2.11	8.22
Primary School Teacher	£39,054	130	2.03	2.48
Maintenance Engineer	£42,387	86	3.25	2.95
Driver	£45,192	80	2.33	10.54
Lorry Driver	£38,400	71	1.73	9.15
Teacher	£41,786	71	2.06	0.16
SEN Assistant	£21,928	68	1.43	1.24
Science Teacher Secondary School	£42,000	63	2.81	0.16
Social Care Worker	£24,384	61	1.04	21.55
Cleaner	£22,626	56	1.8	16.59

Most In-Demand Skills

- Reflecting the most advertised occupations, the biggest skills gaps are around ‘communication’, ‘management’ and ‘teaching’.

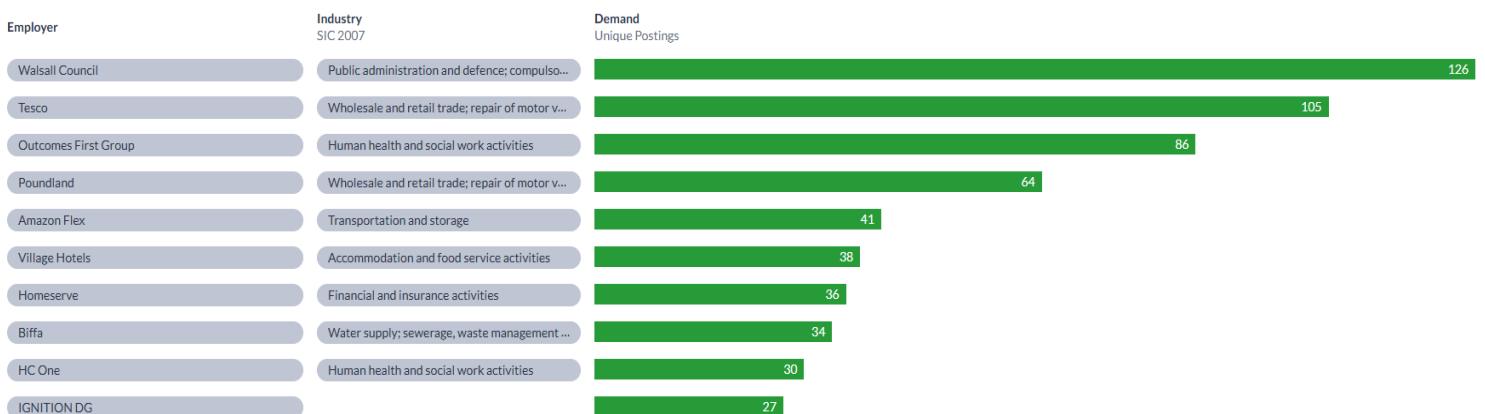
In-Demand Skills:



Who’s Hiring

- By volume Walsall Council have logged the most job postings, but posting is also high for Tesco.

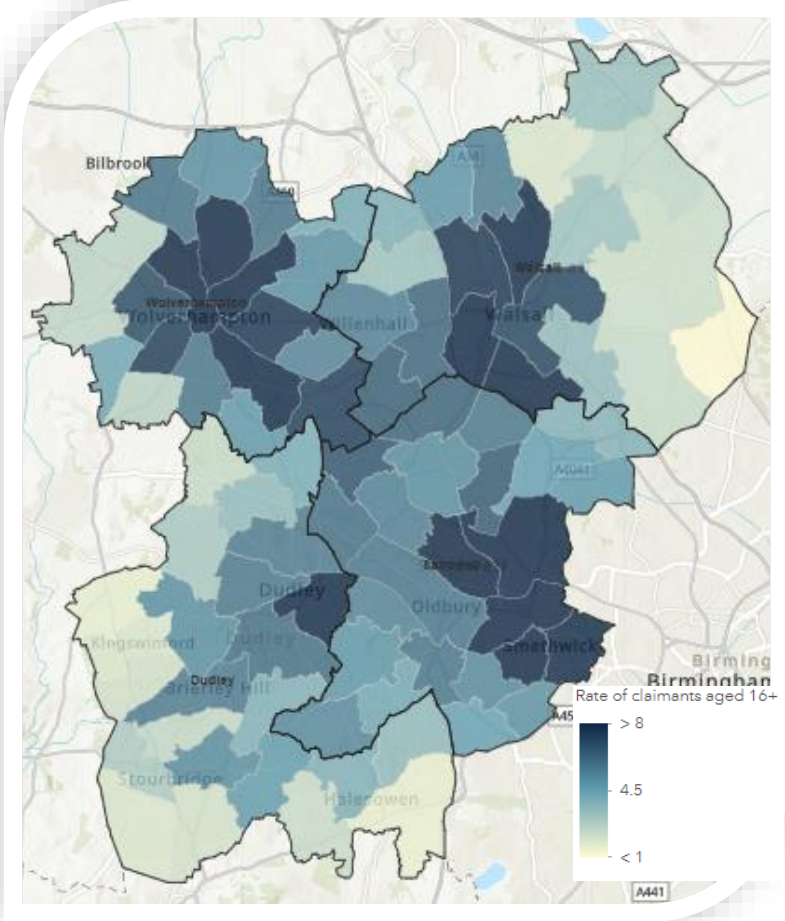
Employers Hiring:



Walsall Total Claimants²

- Walsall had 11,180 claimants aged 16 years and over in December 2024, an increase of 10 (+0.1%) claimants from the previous month. Compared to December 2023, claimants in Walsall increased by 1,695 (+17.9%).

Walsall Wards	Number	Rate
Aldridge Central and South	255	2.2%
Aldridge North and Walsall Wood	260	2.4%
Bentley and Darlaston North	680	6.3%
Birchills Leamore	925	7.7%
Blakenall	940	7.9%
Bloxwich East	560	5.5%
Bloxwich West	540	4.8%
Brownhills	360	3.4%
Darlaston South	805	6.5%
Paddock	385	3.5%
Palfrey	1,105	8.6%
Pelsall	180	1.9%
Pheseay Park Farm	215	2.3%
Pleck	1,090	9.0%
Rushall-Shelfield	320	3.3%
St Matthew's	995	7.2%
Short Heath	310	3.3%
Streetly	125	1.1%
Willenhall North	400	4.0%
Willenhall South	740	5.5%

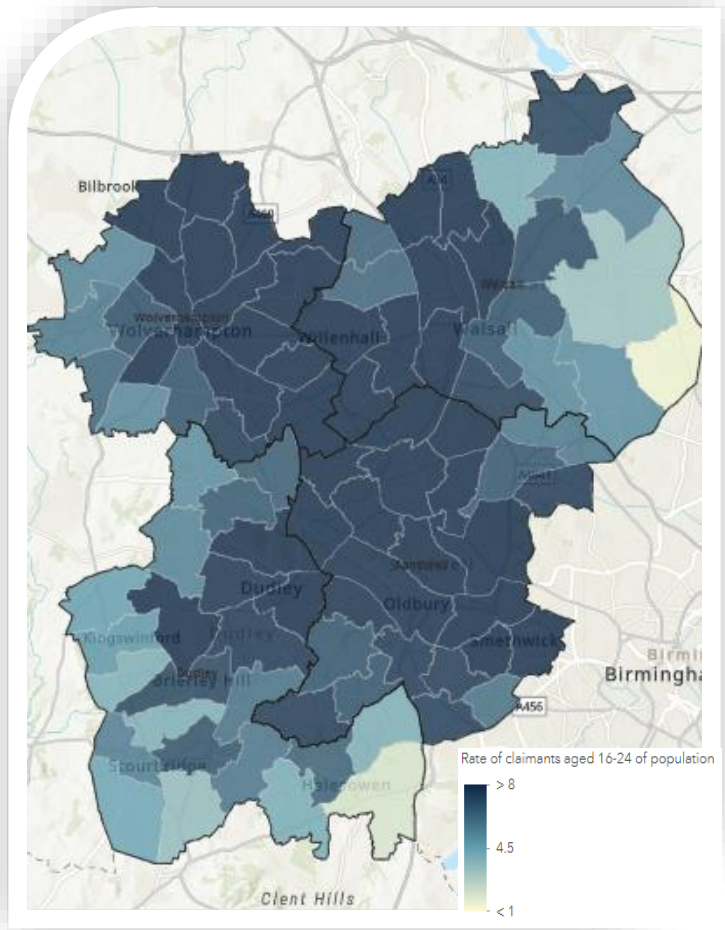


- Out of the 20 wards within Walsall, 15 were above the UK average of 3.2%.
- The wards with the highest number of claimants as a percentage of residents aged 16 years and over were Pleck at 9.0%, Palfrey at 8.6% and Blakenall at 7.9%.

² Office for National Statistics (ONS) / Department for Work and Pensions (DWP), claimant counts, released January 2025 (please note, figures are provisional).

Walsall Youth Claimants

Walsall had 2,350 youth claimants in December 2024 equal to the previous month. When compared to December 2023, the number of youth claimants increased by 250 (+11.9%).



Walsall Wards	Number	Rate
Aldridge Central and South	40	3.3%
Aldridge North and Walsall Wood	65	5.6%
Bentley and Darlaston North	135	8.5%
Birchills Leamore	220	12.3%
Blakenall	235	12.6%
Bloxwich East	170	12.7%
Bloxwich West	140	10.1%
Brownhills	95	7.4%
Darlaston South	165	8.7%
Paddock	75	5.3%
Palfrey	175	7.6%
Pelsall	40	4.1%
Peasey Park Farm	55	5.2%
Pleck	195	9.6%
Rushall-Shelfield	80	7.1%
St Matthew's	160	7.0%
Short Heath	65	6.4%
Streetly	15	1.4%
Willenhall North	85	6.5%
Willenhall South	150	8.3%

- Challenges remain with youth claimants as 17 out of 20 wards in Walsall were above the UK average of 4.3% in December 2024.
- The wards with the highest number of claimants as a percentage of residents aged 16-24 were Bloxwich East at 12.7%, Blakenall at 12.6%, Birchills Leamore at 12.3%.